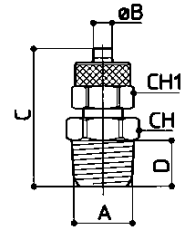


SC11 RECTO CONICO MACHO



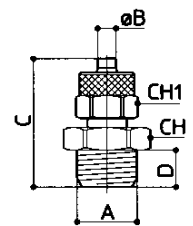
CODIGO	A	B	C	D	E	F	G	CH	CH1	Gr
SC114/218	1/8	4/2	25,5	8				12	9	
SC114/2,518	1/8	4/2,5	23	7,5				11	7	
SC114/2,718	1/8	4/2,7	25,5	8				12	9	
SC110518	1/8	5/3	26	8				12	9	
SC1106M12x100	M12x100	6/4	31	11				14	12	
SC1106M12x125	M12x125	6/4	31	11				14	12	
SC1106M12x150	M12x150	6/4	31	11				14	12	
SC110618	1/8	6/4	27	8				12	12	
SC110614	1/4	6/4	31	11				14	12	
SC110638	3/8	6/4	31	11				17	12	
SC110612	1/2	6/4	35	14				22	12	
SC110818	1/8	8/6	28	8				13	14	
SC110814	1/4	8/6	32	11				14	14	
SC110838	3/8	8/6	32	11				17	14	
SC110812	1/2	8/6	36,5	14				22	14	
SC111018	1/8	10/8	30	8				14	16	
SC111014	1/4	10/8	33	11				14	16	
SC111038	3/8	10/8	33	11,5				17	16	
SC111012	1/2	10/8	38	14				22	16	
SC111214	1/4	12/10	34	11				17	19	
SC111238	3/8	12/10	34,5	11,5				17	18	
SC111212	1/2	12/10	37,5	14				22	18	
SC111512	1/2	15/12,5	39,5	14				22	22	
SC111812	1/2	18/15	41	14				22	25	



SC12 RECTO CILINDRICO MACHO



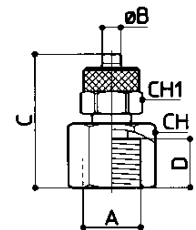
CODIGO	A	B	C	D	E	F	G	CH	CH1	Gr
SC124/2M5	M5	4/2	20	4				8	9	
SC124/2,5M5	M5	4/2,5	19	5				7	7	
SC124/2,7M5	M5	4/2,7	23	7,5				11	7	
SC124/2,518	1/8	4/2,5	20	4				8	9	
SC124/2,718	1/8	4/2,7	25,5	8				12	9	
SC1205M5	M5	5/3	20	4				8	8	
SC120518	1/8	5/3	23	6				14	8	
SC1205M6	M6	5/3	21	5				8	8	
SC1206M5	M5	6/4	21,5	4				8	9	
SC1206M6x075	M6x075	6/4	-	-				-	-	
SC1206M6x100	M6x100	6/4	-	-				-	-	
SC1206M12x100	M12x100	6/4	28	8				17	12	
SC1206M12x125	M12x125	6/4	28	8				17	12	
SC1206M12x150	M12x150	6/4	28	8				17	12	
SC1208M12x125	M12x125	8/6	28	8				17	14	
SC1208M12x150	M12x150	8/6	28	8				17	14	
SC120618	1/8	6/4	25	6				14	12	
SC120614	1/4	6/4	28	8				17	12	
SC120638	3/8	6/4	29	9				19	12	
SC120818	1/8	8/6	26	6				14	14	
SC120814	1/4	8/6	29	8				17	14	
SC120838	3/8	8/6	30,5	9				19	14	
SC121018	1/8	10/8	27,5	6				14	16	
SC121014	1/4	10/8	30,5	8				17	16	
SC121038	3/8	10/8	32	9				19	16	
SC121012	1/2	10/8	33,5	10				24	16	
SC121238	3/8	12/10	32,5	9				19	19	
SC121212	1/2	12/10	33,5	10				24	18	
SC121512	1/2	15/12,5	35,5	10				24	18	



SC13 RECTO HEMBRA



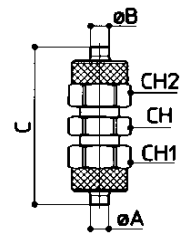
CODIGO	A	B	C	D	E	F	G	CH	CH1	Gr
SC130518	1/8	5/3	22,5	8				14	8	
SC130618	1/8	6/4	27	8				14	12	
SC130614	1/4	6/4	30	10				16	12	
SC130638	3/8	6/4	32	11,5				19	12	
SC130818	1/8	8/6	28	8				14	14	
SC130814	1/4	8/6	31	10				16	14	
SC130838	3/8	8/6	32	11,5				19	14	
SC130812	1/2	8/6	33	12				24	14	
SC131018	1/8	10/8	26,5	8				14	16	
SC131014	1/4	10/8	32,5	10				16	16	
SC131038	3/8	10/8	31	11,5				20	16	
SC131012	1/2	10/8	34,5	14				24	16	
SC131238	3/8	12/10	32,5	11,5				20	18	
SC131212	1/2	12/10	-	-				-	-	



SC14 PROLONGADOR



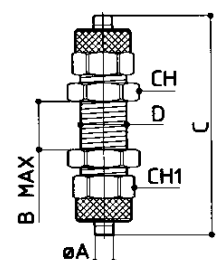
CODIGO	A	B	C	D	E	F	CH	CH1	CH2	Gr
SC140404	4/2	4/2	29				9	9	9	
SC140505	5/3	5/3	28,5				8	8	8	
SC140605	6/5	5/3	34				10	12	10	
SC140606	6/4	6/4	34,5				12	12	12	
SC140806	8/6	6/4	35				14	14	12	
SC140808	8/6	8/6	35				14	14	14	
SC141006	10/8	6/4	37,5				14	12	16	
SC141008	10/8	8/6	38,5				14	14	16	
SC141010	10/8	10/8	38				14	16	16	
SC141212	12/10	12/10	41				17	18	18	
SC141515	15/12,5	15/12,5	45,5				22	22	22	
SC141818	18/15	18/15	48				22	25	25	



SC15 PROLONGADOR PASATABIQUES

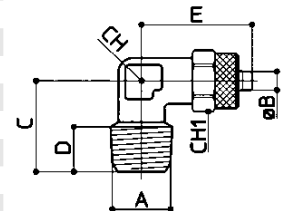


CODIGO	A	B	C	D	E	F	G	CH	CH1	Gr
SC150505	5/3	8,5	40					9	8	
SC150606	6/4	10,5	48					14	12	
SC150806	8/6-6/4	12	49,5					17	14	
SC150808	8/6	10,5	48					16	14	
SC151006	10/8-6/4	12	-					17	-	
SC151008	10/8-8/6	12	-					17	-	
SC151010	10/8	8,5	50					17	16	
SC151212	12/10	8,5	53					19	18	
SC151515	15/12,5	8,5	58					24	22	



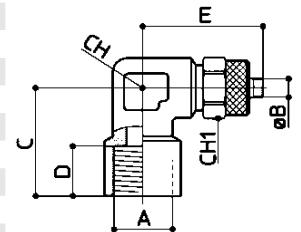
SC16 CODO CONICO MACHO

CODIGO	A	B	C	D	E	F	G	CH	CH1	Gr
SC164/2,5M5	M5	4/2,5	14	5	20			9	7	
SC1606M5	M5	6/4	14,5	4	22,5			8	9	
SC1606M6	M6	6/4	13	5	20			9	9	
SC1606M12x100	M12x100	6/4	-	-	-			-	-	
SC1606M12x125	M12x125	6/4	21	9	22,5			10	12	
SC1606M12x150	M12x150	6/4	21	9	22,5			10	12	
SC164/218	1/8	4/2	18,5	8	20			9	9	
SC164/2,518	1/8	4/2,5	15,5	5	20			9	7	
SC164/2,718	1/8	4/2,7	18,5	8	20			9	9	
SC160518	1/8	5/3	17	8	21,5			8	8	
SC160618	1/8	6/4	17	8	22,5			8	12	
SC160614	1/4	6/4	2	11	22,5			10	12	
SC160638	3/8	6/4	22,5	11,5	23,5			11	12	
SC160818	1/8	8/6	17	8	22,5			10	14	
SC160814	1/4	8/6	20	11	22,5			10	14	
SC160838	3/8	8/6	22,5	11,5	23,5			11	14	
SC160812	1/2	8/6	28	14	30			17	14	
SC161018	1/8	10/8	18,5	8	25,5			11	16	
SC161014	1/4	10/8	21,5	11	25,5			11	16	
SC161038	3/8	10/8	22,5	11,5	25,5			11	16	
SC161012	1/2	10/8	28	14	28			17	16	
SC161214	1/4	12/10	24	11	30			14	18	
SC161238	3/8	12/10	24,5	11,5	30			14	18	
SC161212	1/2	12/10	28	14	30,5			17	18	
SC161512	1/2	15/12,5	28	14	34			17	22	
SC161812	1/2	18/15	29	14	36			17	25	



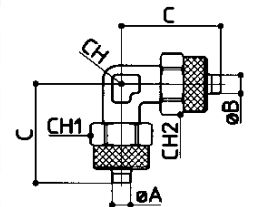
SC17 CODO HEMBRA

CODIGO	A	B	C	D	E	F	G	CH	CH1	Gr
SC170518	1/8	5/3	19	8	21,5			10		
SC1706M5	M5	6/4	18	6	22			9		
SC170618	1/8	6/4	19	8	22,5			10		
SC170614	1/4	6/4	24	10	24			11		
SC170818	1/8	8/6	19	8	22,5			10		
SC170814	1/4	8/6	24	10	26			11		
SC170838	3/8	8/6	-	-	-			-		
SC171018	1/8	10/8	19	10	25,5			12		
SC171014	1/4	10/8	24	10	25			11		
SC171038	3/8	10/8	28,5	11	29,5			17		
SC171238	3/8	12/10	28	11,5	30,5			17		



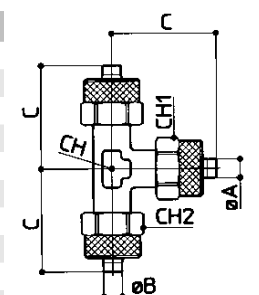

SC18 CODO INTERMEDIO

CODIGO	A	B	C	D	E	F	CH	CH1	CH2	Gr
SC184/2,7	4/2,7	4/2,7	20				9	9		
SC180505	5/3	5/3	21,5				8	8		
SC180606	6/4	6/4	21,5				8	12		
SC180806	8/6	6/4	22,5				10	14		
SC180808	8/6	8/6	22,5				10	14		
SC181010	10/8	10/8	25,5				11	16		
SC181212	12/10	12/10	30				14	18		
SC181515	15/12,5	15/12,5	34				17	22		
SC181818	18/15	18/15	35				17	25		



SC19 T INTERMEDIA

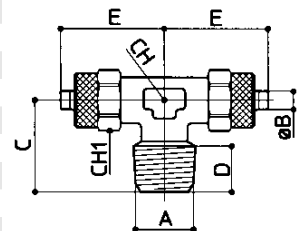
CODIGO	A	B	C	D	E	F	CH	CH1	CH2	Gr
SC190505	5/3	5/3	21,5				8	8	8	
SC190606	6/4	6/4	22,5				8	12	12	
SC190806	8/6	6/4	22,5				10	14	12	
SC190808	8/6	8/6	22,5				10	14	14	
SC191006	10/8	6/4	-				10	16	12	
SC191008	10/8	8/6	-				10	16	14	
SC191010	10/8	10/8	25,5				11	16	16	
SC191212	12/10	12/10	30				14	18	18	
SC191515	15/12,5	15/12,5	34				17	22	22	
SC191818	18/15	18/15	35				17	25	25	



SC20 T CENTRAL CONICA MACHO



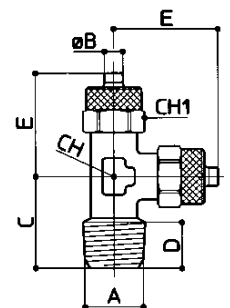
CODIGO	A	B	C	D	E	F	G	CH	CH1	Gr
SC2005M5	M5	5/3	14,5	4				8	8	
SC200518	1/8	5/3	17	8				8	8	
SC200618	1/8	6/4	17	8				8	12	
SC200614	1/4	6/4	20	11				10	12	
SC200638	3/8	6/4	22,5	11,5				11	12	
SC200818	1/8	8/6	17	8				10	14	
SC200814	1/4	8/6	20	11				10	14	
SC200838	3/8	8/6	22,5	11,5				11	14	
SC201018	1/8	10/8	18,5	8				11	16	
SC201014	1/4	10/8	21,5	11				11	16	
SC201038	3/8	10/8	22,5	11,5				11	16	
SC201012	1/2	10/8	28	14				17	16	
SC201238	3/8	12/10	24,5	11,5				14	18	
SC201212	1/2	12/10	28	14				17	18	
SC201512	1/2	15/12,5	28	14				17	22	
SC201812	1/2	18/15	28	14				17	25	



SC21 T LATERAL CONICA MACHO



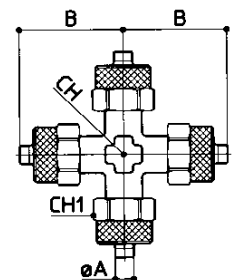
CODIGO	A	B	C	D	E	F	G	CH	CH1	Gr
SC2105M5	M5	5/3	14,5	4	21,5			8	8	
SC210518	1/8	5/3	17	8	21,5			8	8	
SC210618	1/8	6/4	17	8	22,5			8	12	
SC210614	1/4	6/4	20	11	22,5			10	12	
SC210638	3/8	6/4	22,5	11,5	23,5			11	12	
SC210818	1/8	8/6	17	8	22,5			10	14	
SC210814	1/4	8/6	20	11	22,5			10	14	
SC210838	3/8	8/6	22,5	11,5	23,5			11	14	
SC211018	1/8	10/8	18,5	8	25,5			11	16	
SC211014	1/4	10/8	21,5	11	25,5			11	16	
SC211038	3/8	10/8	22,5	11,5	25,5			11	16	
SC211012	1/2	10/8	28	14	29			17	16	
SC211238	3/8	12/10	24,5	1,5	30			14	18	
SC211212	1/2	12/10	28	14	30			17	18	
SC211512	1/2	15/12,5	28	14	34			17	22	
SC211812	1/2	18/15	-	14	35			17	25	



SC22 CRUZ INTERMEDIA



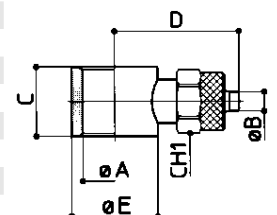
CODIGO	A	B	C	D	E	F	G	CH	CH1	Gr
SC220500	5/3	21,5						8	8	
SC220600	6/4	22,5						8	12	
SC220800	8/6	22,5						10	14	
SC221000	10/8	25,5						11	16	
SC221200	12/10	30						15	19	
SC221500	15/12,5	35						17	22	



SC23 ORIENTABLE SIMPLE



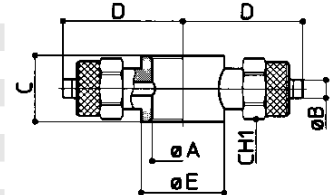
CODIGO	A	B	C	D	F	G	CH	CH1	Gr
SC234/2M5	M5	4/2	9	19,5				9	
SC234/2,5M5	M5	4/2,5	9	15,5				7	
SC2305M5	M5	5/3	9	17				8	
SC234/2,518	1/8	4/2,5	15	23				7	
SC230518	1/8	5/3	14,5	22,5				8	
SC2306M5	M5	6/4	9	18				9	
SC230618	1/8	6/4	14,5	24				12	
SC230614	1/4	6/4	14,5	26				12	
SC230818	1/8	8/6	14,5	24				14	
SC230814	1/4	8/6	14,5	26				14	
SC230838	3/8	8/6	14,5	27,5				14	
SC231014	1/4	10/8	14,5	27,5				16	
SC231038	3/8	10/8	14,5	29				14	
SC231012	1/2	10/8	24	33,5				16	
SC231238	3/8	12/10	20	32				19	
SC231212	1/2	12/10	24	35				19	
SC231512	1/2	15/12,5	24	36				22	



SC24 ORIENTABLE DOBLE



CODIGO	A	B	C	D	E	F	G	CH	CH1	Gr
SC2405M5	M5	5/3	9	17	-				8	
SC240518	1/8	5/3	15	25	-				12	
SC2406M5	M5	6/4	9	17	-				9	
SC240618	1/8	6/4	14,5	24	-				12	
SC240614	1/4	6/4	14,5	26	-				12	
SC240818	1/8	8/6	14,5	24	-				14	
SC240814	1/4	8/6	14,5	26	-				14	
SC240838	3/8	8/6	20	29,5	-				14	
SC241014	1/4	10/8	14,5	22,5	-				16	
SC241038	3/8	10/8	20	30,5	-				16	
SC241012	1/2	10/8	24	33,5	-				16	
SC241238	3/8	12/10	20	32	-				19	
SC241212	1/2	12/10	24	35	-				19	
SC241512	1/2	15/12,5	24	36	-				22	

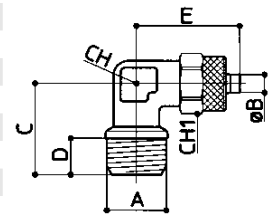


SC25 CODO CILINDRICO MACHO



CODIGO	A	B	C	D	E	F	G	CH	CH1	Gr
SC254/2M5	M5	4/2	13	4	20			9	9	
SC254/2,7M5	M5	4/2,7	13	4	20			9	9	
SC254/2M6x075	M6x075	4/2	-	-	-			-	-	
SC254/2M6x100	M6x100	4/2	-	-	-			-	-	
SC2505M5*	M5	5/3	14,5	4	21,5			8	8	
SC2506M5	M5	6/4	14,5	4	22,5			9	-	
SC2506M6	M6	6/4	13	5	20			9	9	
SC2506M12x100	M12x100	6/4	2	6	23,5			10	12	
SC2506M12x125	M12x125	6/4	21	9	22,5			10	12	
SC2506M12x150	M12x150	6/4	21	9	22,5			10	12	
SC2508M12x125	M12x125	8/6	21	9	22,5			10	14	
SC2508M12x150	M12x150	8/6	21	9	22,5			10	14	

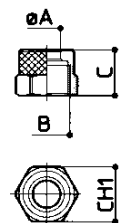
* ROSCA CILINDRICA



SC27 TUERCA



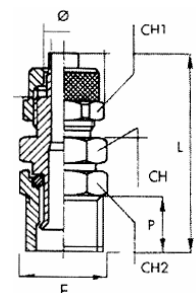
CODIGO	A	B	C	D	E	F	G	CH	CH1	Gr
SC274/2M7x075	4/2	M7x075	9						9	
SC270508	5/3	M7x075	9						8	
SC270608	6/4	M8x075	9						9	
SC270610	6/4	M10x100	10						12	
SC270812	8/6	M12x100	10,5						14	
SC271014	10/8	M14x100	11,5						16	
SC271216	12/10	M16x100	13						18	
SC271520	15/12,5	M20x100	15,5						22	
SC271822	18/15	M22x100	15,5						25	



SC28 RECTO GIRATORIO CILINDRICO MACHO



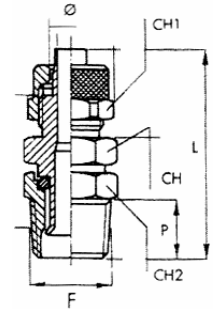
CODIGO	F	Ø	L	D	E	F	CH	CH1	CH2	Gr
SC280618	1/8	6/4	33				12	12	12	
SC280614	1/4	6/4	35				14	12	14	
SC280638	3/8	6/4	35				14	12	17	
SC280818	1/8	8/6	34				12	14	12	
SC280814	1/4	8/6	36				14	14	14	
SC280838	3/8	8/6	38				14	14	17	
SC281014	1/4	10/8	38				14	16	14	
SC281038	3/8	10/8	39				17	16	17	
SC281214	1/4	12/10	38				17	19	14	
SC281238	3/8	12/10	40				17	19	17	



SC29 RECTO GIRATORIO CONICO MACHO



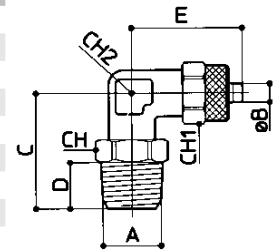
CODIGO	F	Ø	L	D	E	F	CH	CH1	CH2	Gr
SC290618	1/8	6/4	35				12	12	12	
SC290614	1/4	6/4	37				14	12	14	
SC290638	3/8	6/4	37				14	12	17	
SC290818	1/8	8/6	36				12	14	12	
SC290814	1/4	8/6	38				14	14	14	
SC290838	3/8	8/6	38				14	14	17	
SC291014	1/4	10/8	40				14	16	14	
SC291038	3/8	10/8	41				17	16	17	
SC291214	1/4	12/10	40				17	19	14	
SC291238	3/8	12/10	42				17	19	17	



SC30 CODO GIRATORIO CONICO MACHO



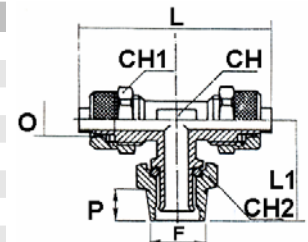
CODIGO	A	B	C	D	E	F	CH	CH1	CH2	Gr
SC300618	1/8	6/4	25	8	22		8	12	9	
SC300614	1/4	6/4	29	11	24		10	12	10	
SC300638	3/8	6/4	29	11	24		10	12	10	
SC300818	1/8	8/6	32	8	24		10	14	10	
SC300814	1/4	8/6	32	11	24		10	14	10	
SC300838	3/8	8/6	33	11	24		10	14	10	
SC301014	1/4	10/8	33	11	26		11	16	11	
SC301038	3/8	10/8	33	11	26		11	16	11	
SC301214	1/4	12/10		11	28,5		14	19	13	
SC301238	3/8	12/10		11	28,5		17	19	13	



SC31 T CENTRAL CONICA GIRATORIA



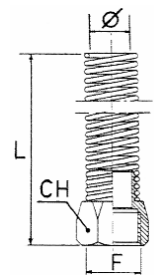
CODIGO	O	F	P	L	L1	F	CH	CH1	CH2	Gr
SC310618	1/8	6/4	8	45	25		8	12	12	
SC310614	1/4	6/4	11	45	29		10	12	14	
SC310638	3/8	6/4	11	45	29		10	14	17	
SC310818	1/8	8/6	8	45	32		10	14	12	
SC310814	1/4	8/6	11	45	32		10	14	14	
SC310838	3/8	8/6	11	45	32		10	14	17	
SC311014	1/4	10/8	11	51	33		11	16	14	
SC311038	3/8	10/8	11	51	33		11	16	17	




SC32 TUERCA CON MUELLE



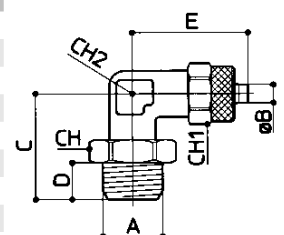
CODIGO	A	F	L	D	E	F	G	CH	CH1	Gr
SC320600	6/4	M10x100	95					12		
SC320800	8/6	M12x100	96					14		
SC321000	10/8	M14x100	96					16		
SC321200	12/10	M16x100	98					19		
SC321500	15/12,5	M20x100	120					22		



SC33 CODO GIRATORIO CILINDRICO MACHO



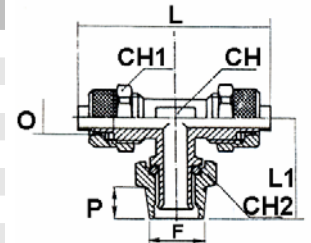
CODIGO	A	B	C	D	E	CH	CH1	CH2	Gr	
SC330618	1/8	6/4	23	6	22		14	12	9	
SC330614	1/4	6/4	27	8	24		17	12	10	
SC330638	3/8	6/4	27	9	24		19	12	10	
SC330818	1/8	8/6	30	6	24		14	14	10	
SC330814	1/4	8/6	30	8	24		17	14	10	
SC330838	3/8	8/6	31	9	24		19	14	10	
SC331014	1/4	10/8	31	8	26		17	16	11	
SC331038	3/8	10/8	31	9	26		19	16	11	
SC331214	1/4	12/10	31	8	28,5		17	19	13	
SC331238	3/8	12/10	31	9	28,5		19	19	13	



SC34 T CENTRAL CILINDRICA GIRATORIA



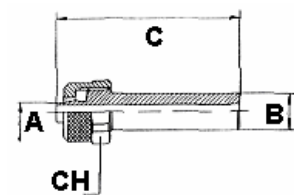
CODIGO	O	F	P	L	L1	F	CH	CH1	CH2	Gr
SC340618	1/8	6/4	6	45	24		8	12	14	
SC340614	1/4	6/4	8	45	27		10	12	17	
SC340638	3/8	6/4	9	45	27		10	12	19	
SC340818	1/8	8/6	6	45	30		10	14	14	
SC340814	1/4	8/6	8	45	30		10	14	17	
SC340838	3/8	8/6	9	45	30		10	14	19	
SC341014	1/4	10/8	8	51	31		11	16	17	
SC341038	3/8	10/8	9	51	31		11	16	19	



SC35 ADAPTADOR



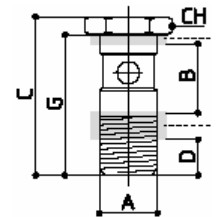
CODIGO	A	B	C	D	E	F	G	CH	CH1	Gr
SC350500	5/3	6	32,5					8		
SC350600	6/4	6	35					12		
SC350800	8/6	8	35					14		
SC351000	10/8	10	36,5					16		



SC36 TORNILLO SIMPLE



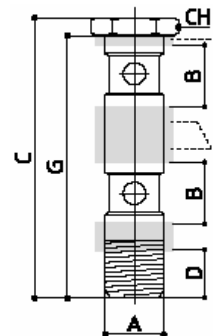
CODIGO	A	B	C	D	E	F	G	CH	CH1	Gr
SC3600M5	M5	-	18	4			14,5	8		
SC360018	1/8	-	27	8			23	14		
SC360014	1/4	-	29,5	11			25	17		
SC360038	3/8	-	30,5	8,5			25,5	19		
SC360012	1/2	-	32	10			-	24		



SC37 TORNILLO DOBLE



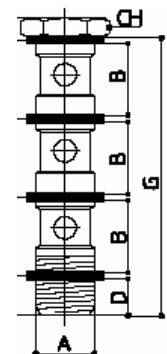
CODIGO	A	B	C	D	E	F	G	CH	CH1	Gr
SC370018	1/8	-	43	8			39	14		
SC370014	1/4	-	45,5	11			41	17		
SC370038	3/8	-	47	8,5			-	19		
SC370012	1/2	-	47,5	9,5			42,5	27		



SC38 TORNILLO TRIPLE



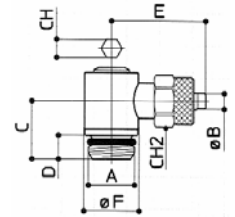
CODIGO	A	B	C	D	E	F	G	CH	CH1	Gr
SC380018	1/8	-		5,5			54,5	14		
SC380014	1/4	-		8,5			57,5	17		
SC380038	3/8	-		8,5			57,5	19		
SC380012	1/2	-		9,5			-	27		




SC39 CODO GIRATORIO CON LLAVE ALLEN



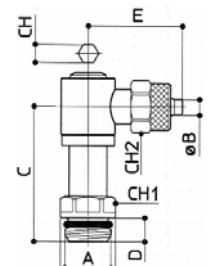
CODIGO	A	B	C	D	E	F	G	CH	CH1	Gr
SC390518	1/8	5/3	13,5	5	22,5	14		4		24
SC390514	1/4	5/3	15	6	24	14,3		4		26
SC390618	1/8	6/4	13,5	5	26	14		4		26
SC390614	1/4	6/4	15	6	24	14,3		4		28
SC390818	1/8	8/6	13,5	5	26	14		4		27
SC390814	1/4	8/6	15	6	28	14,3		4		29




SC40 CODO GIRATORIO CON LLAVE ALLEN LARGO



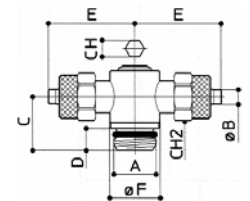
CODIGO	A	B	C	D	E	F	CH	CH1	CH2	Gr
SC400518	1/8	5/3	30,5	5	22,5		4	10	8	
SC400514	1/4	5/3	32	6	24		4	10	12	
SC400618	1/8	6/4	30,5	5	26		4	10	12	
SC400614	1/4	6/4	32	6	24		4	10	14	
SC400818	1/8	8/6	30,5	5	26		4	10	14	
SC400814	1/4	8/6	32	6	28		4	10	16	



SC41 T GIRATORIA CON LLAVE ALLEN



CODIGO	A	B	C	D	E	F	CH	CH1	CH2	Gr
SC410518	1/8	5/3	13,5	5	22,5	14	4		8	26
SC410514	1/4	5/3	15	6	24	14,3	4		12	28
SC410618	1/8	6/4	13,5	5	26	14	4		12	35
SC410614	1/4	6/4	15	6	24	14,3	4		14	37
SC410818	1/8	8/6	13,5	5	26	14	4		14	39
SC410814	1/4	8/6	15	6	28	14,3	4		16	41



SC42 T GIRATORIA CON LLAVE ALLEN LARGA



CODIGO	A	B	C	D	E	F	CH	CH1	CH2	Gr
SC420518	1/8	5/3	30,5	5	22,5	14	4	10	8	34
SC420514	1/4	5/3	32	6	24	14,3	4	10	12	36
SC420618	1/8	6/4	30,5	5	26	14	4	10	12	43
SC420614	1/4	6/4	32	6	24	14,3	4	10	14	45
SC420818	1/8	8/6	30,5	5	26	14	4	10	14	47
SC420814	1/4	8/6	32	6	28	14,3	4	10	16	49

